

Captain America

By TwoFeetFirst

FRONT & BACK - TOP

Size 4 T

Blue fabric

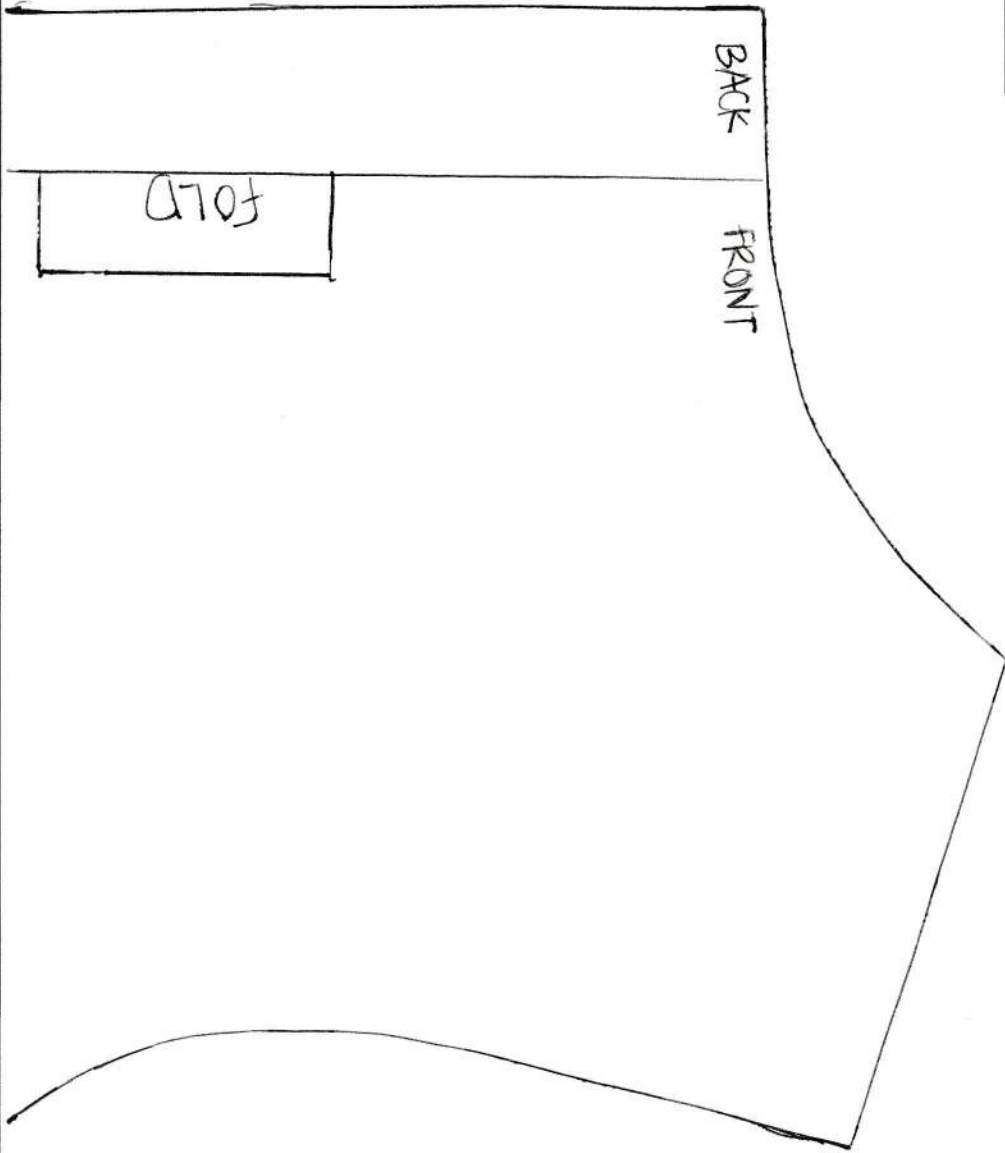
(cut 1 front on the fold)

(cut 2 back)

www.twofeetfirst.net

FRONT & BACK - TOP





FRONT * BACK-TOP

Captain America

By TwoFootFirst
FRONT → BACK - BOTTOM

SIZE 4 T


white fabric

(CUT 1 FRONT ON THE FOLD
→
CUT 2 OF THE BACK)

www.twofootfirst.net

CUT ON THIS LINE ↓

FRONT → BACK - BOTTOM



FRONT → BACK - BOTTOM

Sleeve


fold

Captain America

by TwoFeetFirst
Sleeve

size 4T

white fabric
(cut 2 on the fold)



A hand-drawn technical drawing of a sleeve pattern piece. The drawing is contained within a rectangular frame defined by two vertical lines and two horizontal lines. The top horizontal line is slightly above the top of the frame. The bottom horizontal line is slightly below the bottom of the frame. The sleeve pattern piece is a trapezoidal shape with a vertical left edge, a horizontal bottom edge, and a vertical right edge. The right edge is slightly curved inwards towards the bottom. The top edge of the pattern piece is a horizontal line that is slightly below the top horizontal line of the frame.

sleeve

2

FOLD

Captain America
by twofeetfirst

ARM PATCH

SIZE 4 T

Blue fabric

(Cut 2 on the fold)

www.twofeetfirst.net

FOLD

Captain America

by twofeetfirst

ARM PATCH - STRIP

Gray fabric

(Template)

www.twofeetfirst.net

